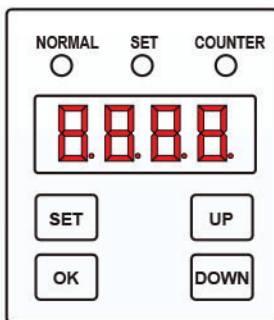


SFR30 AUTOMATIC SCREW FEEDER

Features:

- **Brushless motor:** made in Japan brushless motor is more durable.
- **Adjustable railway:** high precision wire cut adjustable railway.
- **Horizontal linear feeding:** aluminum extruded rail enable screws are carried on a horizontal track for feeding smoothly.
- **The applicability of wide range of screw size:** screw size from (0.6mm) 0.8mm up to 3.0mm.
- **Smart pcb with alert warning:** multi-functional smart pcb with alert warning while screws in a shortage & screw counting available.
- **Signal output while the screw is ready in position:** with digital signal output to be full automation of the production line.



Function

- SET : Set Function
- OK : Confirm
- UP : Increase Value
- DOWN : Decrease Value



FOR AUTOMATIC PICK UP

Horizontal Carriage Type



Standard Accessories:



- ▶ Allen Wrench
-L Shaped
2.0 x 108mm











- ▶ Spec. slice on rear of the rail:
0.2mm - 2 pcs
0.5mm - 6 pcs



- ▶ Meters:
0.8mm - 1 pc 1.0mm - 1 pc 1.2mm - 1 pc
1.5mm - 1 pc 2.0mm - 1 pc

★ Cord Length: 200cm

 Power supply	Model No.	Type of Plug	Model No.	Type of Plug	Model No.	Type of Plug	Model No.	Type of Plug
	EPAA50002	USA 	EPAA50002-3	UK 	EPAA50002-6	INDIA 	EPAA50002-7	ISRAEL 
	EPAA50002-2	EUR 	EPAA50002-1	AUSTRALIA 	EPAA50002-13	JAPAN 		

Specification:

Model No.	Applicable Screw Dia. (mm)	Screw Head Dia. (mm)	Applicable Screw Length (mm)	Horizontal Delivery Speed	Scooping Chamber Capacity	Switching Adaptor	Power Source	Feeding	Size (mm) L x W x H	Weight
SFR30	M0.8(0.6)-M3.0	1.2-9.5	1.0-15	46-50 pcs/min (1.2-1.3 Sec)	200-220 c.c	DC 12 V Switching Adaptor	AC 100-240V	Chamber blanking	182 x 124 x 146	3.0KG