

TORQUE METERS FOR AIR / ELECTRIC SCREWDRIVERS

Features:

- LED can identify the test range of torque set by needed user. If the result is not complying to set torque range, light will be warned.
- USB 1.0 connector is only used for data output; it is convenient for user to work with computer. (TM-010, TM-150)
- Auto-zero can be selected and zero reset becomes unnecessary for user.
- Automatically test values about maximum and mean.



TM-B010 TM-B100
(Economic Type) (For Auto-Shut off)






TM-010 TM-150
(For Auto-Shut off)






TM-S50
(For Semi-Auto shut off & Cushion Type Electric Screwdriver)



Adaptor Specifications :


			
	SJ-03	SJ-10	SJ-50S
Measuring Range (N.m)	0.015 ~ 0.3	0.3 ~ 1.0	0.05 ~ 5.0
HEX size(mm)	5	5	6.35
Applicable Models	TM-B010 TM-010	TM-B010 TM-010	TM-S50

				Optional
	SJ-10K	SJ-50	SJ-100	
Measuring Range (N.m)	0.3 ~ 1.0	1.0 ~ 5.0	5.0 ~ 15.0	
HEX size(mm)	6.35	6.35	6.35	
Applicable Models	TM-B100 TM-150	TM-B100 TM-150	TM-B100 TM-150	

Torque Meter For The Hinge



**TM-C010
TM-C100**



TM-C200

Specifications :

Model No.	Measuring Range			Accuracy	Recharge Time	Power Supply	Continuous Operation At Full Charge	Battery Life	Dimension (mm) (WxDxH)	Weight (kg)	Special Charger	
	kgf-cm	lbf-in	N.m								Input	Output
TM-B010	0.15-10	0.15-9	0.015-1	±0.5%	3hrs	-	10hrs	Rechargeable 300 times	230x123x65	1.8	AC 100-240V 50/60Hz	DC 12V
TM-B100	1.5-100	1.5-90	0.15-10									
TM-010	0.15-10	0.15-9	0.015-1	±0.5%	8hrs	1.2V battery*5	About 30 hours	Rechargeable 300 times	123x230x65	1.8	AC 120V, 220-240V	DC 12V 500mA
TM-150	1.5-150	1.5-132	0.15-15									
TM-S50	0.5-50	0.5-44	0.049-5							1.9	AC 90-240V	DC 7.2V 120mA
TM-C010	0.15-10	0.15-9	0.015-1	±0.5%	Within 8 hrs	1.2V battery*5	About 30 hours	Rechargeable 300 times	123x230x65	2.2	AC 120V, 220-240V	DC 7.2V 120mA
TM-C100	1.5-100	1.5-90	0.15-10									
TM-C200	30-200	30-180	3.0-20									